


NewClassic Balances



NewClassic ML

Precise Results

Compact and Portable

Affordable – for all Budgets



A Smart Choice
for Basic Weighing

METTLER TOLEDO

A Smart Choice for All Budgets

Precise results, comfortable operation and portability in a compact design: Basic balances from the NewClassic ML range are your convenient companion. We offer you METTLER TOLEDO quality and the best performance for your budget. For the first time, METTLER TOLEDO implemented the proven and reliable MonoBloc weighing technology in portable balances – for precise results wherever you need them.

For added security, with just one keystroke adjust the balance using the internal adjustment weight. The streamlined and ridge-free design makes the balance easy to clean, and operating the balance is very simple, thanks to the intuitive keypad and brilliant display. NewClassic ML balances offer Swiss precision on-the-go and are a smart choice in any situation.

Precise results



Results matter, which is why every METTLER TOLEDO balance is built to deliver the precise results you need.

Compact and portable




With or without power supply - every model from the NewClassic ML range can be battery or AC operated. Giving you access to many applications and precise results.

Affordable – for all budgets



Your investment in a NewClassic ML balance will pay for itself: METTLER TOLEDO quality withstands the most demanding requirements.



Mobile precision pays off

Compact Balance

Multiple Possibilities

With its wide range of applications you will discover the compact NewClassic balance to be a comfortable all-rounder, delivering precise results in every environment: In laboratories, warehouses, classrooms or in field work. The straightforward and intuitive user guidance makes using the applications extremely easy:

- Use piece counting to quickly count any item: nails, bolts, pills, even paper sheets or envelopes
- Check your sample weight against a preset target with Check Weighing
- Recall the most recent stable weight – for extra security in data transcription
- Calculate the volume of your liquids based on weight with FreeFactor
- Analyze the results of weighing data with Statistics
- Trace your data with the built-in Time and Date function

Discover the advantages for yourself. Also, check out Percent Weighing, Dynamic Weighing, Formulation or Totaling.

Your benefits



MonoBloc and Adjustment inside

With the internal adjustment weight, adjust your balance with just one keystroke. Enjoy guaranteed precise and reliable results, and a long service life thanks to the proven high-performance MonoBloc weighing cell.



Direct Connection

Connect your balance to a PC via the RS232 slot, and transfer your weighing results to open programs such as Excel.



Brilliant Backlit Display

Read the numbers and symbols easily and accurately on the brilliant backlit display, even under extreme lighting conditions.



Wide range of applications



Reference control
Conveniently monitor deviations from the reference weight.



Inventory
Quickly determine quantities based on piece counting.



Quality control
Carry out random quality checks on receipt of goods.



Field work
Perform weighing tasks on-site thanks to battery operation.

Discover the unlimited possibilities with NewClassic ML

The Trilogy for Easy Weighing: Product, Service and Accessories

Service



World's largest service network
Get access to the METTLER TOLEDO worldwide network of local service and training: our 2500 experienced service technicians provide you with professional support in an efficient manner.



Installation & calibration
Take advantage of the METTLER TOLEDO modular selection of standard service agreements, guaranteeing optimal performance and reliable results.



Self-maintenance sets
Achieve sustained balance uptime with customized weights and Standard Operating Procedures (SOP).

Accessories



Archive your data
Archive your weighing results with METTLER TOLEDO compact printers: RS-P25 for simple printouts, RS-P26 with integrated real-time and date, or RS-P28 for advanced statistics.



Anti-theft device
Steel cord with universal lock for securing the balance.



LabX Direct Balance
PC Software for easy data transfer to standard computer programs (e.g. Excel).

Highlights:



MonoBloc Proven weighing technology for fast and accurate results



Adjustment at a keystroke with an internal weight



Diagnostics Easy running of balance diagnostics test e.g. keypad test, repeatability test



Battery Operation Full independence from power supply for eight hours



Connectivity RS232 interface for connection to PC or printer.



OIML Approved versions of all models available



Overload Protection Protects the weighing cell against excess weight overload



Protective Cover Encloses the entire housing protecting the balances from stains and scratches




Applications Piece Counting, Percent Weighing, Check Weighing, Dynamic Weighing, Statistics

NewClassic ML Balances With Internal Adjustment



Readability	Model	Capacity	Weighing technology	Repeatability	Linearity	Pan (mm)	Balance dimensions (LxWxH mm)
0.1 mg	ML54	52 g	MonoBloc	0.1 mg	0.2 mg	∅ 90	290x193x331
	ML104	120 g	MonoBloc	0.1 mg	0.2 mg	∅ 90	290x193x331
	ML204	220 g	MonoBloc	0.1 mg	0.2 mg	∅ 90	290x193x331

NewClassic ML Balances With External Adjustment



Readability	Model	Capacity	Weighing technology	Repeatability	Linearity	Pan (mm)	Balance dimensions (LxWxH mm)
0.001 g	ML203E	220 g	MonoBloc	0.001 g	0.002 g	∅ 120	290x184x188
	ML303E	320 g	MonoBloc	0.001 g	0.002 g	∅ 120	290x184x188
0.01 g	ML802E	820 g	Strain Gauge	0.01 g	0.02 g	∅ 160	290x184x84
	ML1502E	1520 g	Strain Gauge	0.01 g	0.02 g	∅ 160	290x184x84
	ML3002E	3200 g	MonoBloc	0.01 g	0.02 g	170 x 190	290x184x84
	ML4002E	4200 g	MonoBloc	0.01 g	0.02 g	170 x 190	290x184x84
0.1 g	ML601E	620 g	Strain Gauge	0.1 g	0.2 g	∅ 160	290x184x84
	ML1501E	1520 g	Strain Gauge	0.1 g	0.2 g	∅ 160	290x184x84
	ML3001E	3200 g	Strain Gauge	0.1 g	0.2 g	∅ 160	290x184x84
	ML6001E	6200 g	Strain Gauge	0.1 g	0.2 g	∅ 160	290x184x84

Take the Direct Route to Your New Balance

Visit our virtual showroom at www.mt.com/newclassic to find out more about the NewClassic range. Take a closer look at the balances, download technical information, and get a feel for the many new functions designed to make the weighing process easier and more enjoyable. You can also use our QuickSearch or Assistant Wizard to identify the right balance for your requirements in just a few easy clicks.



www.mt.com/newclassic

For more information



Mettler-Toledo, Inc.
1900 Polaris Parkway
Columbus, Ohio 43240
Tel. (800) METTLER
Fax (614) 438-4525
Internet: www.mt.com

Specifications subject to change without notice
METTLER TOLEDO® is a registered trademark
of Mettler-Toledo, Inc.
Printed in USA.
BAL-4309-LIT

GWP®
Good Weighing Practice™

The global weighing guideline GWP® reduces risks associated with your weighing processes and helps to

- choose the appropriate balance
- reduce costs by optimizing testing procedures
- comply with the most common regulatory requirements

► www.mt.com/GWP